

FIRE LORE

Tinder from *dead* twigs found on the lower branches of trees and shrubs that snaps off easily when bent. No green wood!

Kindling should be dry, don't gather wet wood from the forest floor. Look for branches that are dead and down, not on the tree.

Fuel should be dry, split larger wood if possible and have a good sized stack on hand before you light the fire.

TINDER



Around the size of a pencil lead.



No shorter than your outstretched hand

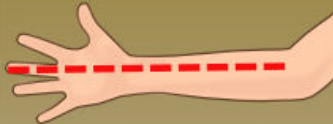


Enough to fill a circle made with your hands

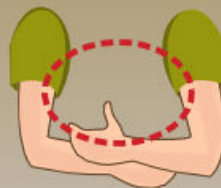
KINDLING



No thicker than your thumb.



About as long as your elbow to your fingertips

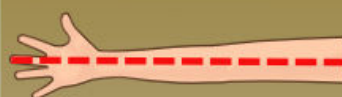


Enough for a generous armload

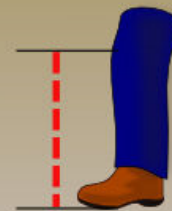
FUEL




About as thick as your wrist



About as long as your arm



A stack about as high as your knee



1 Bend the tinder in half and light the center.

2 Add kindling, keep piling it on loosely, give the fire plenty of kindling to keep growing.

3 As the kindling begins to burn begin adding fuel.

